

Grassroots Advocacy Handbook



Acknowledgements

This handbook has been inspired by the challenges facing Cambodian communities, the ideas of community members and NGOs working closely with communities. Pact, the Lutheran World Federation (LWF) and ADHOC would like to thank the many community members who shared their issues and experiences, as well as NGOs, multilaterals, and friends who contributed to this handbook.

Produced By:



Supported By:



Disclaimer: The author's views expressed in this publication do not necessarily reflect the views of the United States Agency for International Development or the United States Government.

Grassroots Advocacy Handbook

Edition 1
© May 2006

Publication #3-2006

We encourage you to copy part or all of this handbook and to share it with others.

Table of Contents

Who is this Handbook for?	4
What does Grassroots Advocacy Mean in Cambodia?	6
The Grassroots Advocacy Cycle	7
Mobilizing Our Community	8
Discussing the Problem in Our Community	11
Collecting Information and Evidence	12
Agreeing on the Change We Want	14
Working Together with Other Groups	14
Identifying People Who Can Make the Change We Want	16
Preparing to Take Action	18
Taking Action	20
Managing Conflict	32
Reducing the Risks	33
Checking Our Results	34
Conclusion	35
Glossary	36
Where Can We Go For Advice?	37

Who is this Handbook for?

This handbook is for communities wanting to advocate. It helps everyone understand the planning process and actions used by advocates.

Every community has different needs

Everyone would like a better future for our children. Examples of community needs leading to a better future include:



Access to fishing lots



A community health post



Better roads



Access to community forests



Enough qualified teachers
and schools



Secure ownership of land that is
recognized by the government

Our rights

The Royal Government of Cambodia has signed international human rights agreements and has a Constitution and laws to *protect* and *promote* the rights of all Cambodians. We have the right to free expression, the right to assemble, the right to work, the right to education, the right to quality health services, the right to work together, and many other rights.

"We have rights, but we also respect other people's rights."

"We have rights to participate in any social, political and economic actions guaranteed in our Constitution."

"We have rights, but we are also responsible for our actions."

"We have the right to own land, access forests and access social services."

"When we have issues in our community, we have the right to speak up and take action. If our rights are not protected and promoted by government, we have the right to advocate."



What does Grassroots Advocacy Mean in Cambodia?

Communities have diverse experiences and so grassroots advocacy has different meanings:

"Working to protect people's rights, freedoms and interests according to the will and purpose of our community."
Community Members, Prey Vieng Province

"Bringing the people's collective voice to the government and wanting the government to listen to our problem and respond."
Journalist, Prey Vieng Province

"Advocacy is when community members collectively assert their rights and influence people to change policies or practices to benefit their community."

Grassroots advocacy is the action of demanding a solution to a common problem by lobbying and influencing decision makers for change.

(ADHOC, Lutheran World Federation
and Pact Cambodia joint definition)

The Grassroots Advocacy Cycle

The advocacy cycle requires a sustained and considered approach. It may involve repeating steps during our advocacy actions.



Mobilizing Our Community

Successful advocacy requires community participation at all stages. Even though advocacy starts with one or two people, it requires a large number of community members to be successful.

"We mobilized our community and set up regular meetings to strengthen unity, trust, and love so we could protect our land. We worked with five neighboring villages and received help from NGOs."
Community Members, Kampong Speu

"We mobilized people to attend meetings by going door to door. If we met someone informally at the market place, pagoda, or our house we used this as an opportunity to explain our problem and ask them to attend our meeting. The authorities did not allow us to meet, so we discussed this and came up with another way. We met in small groups of 1 - 3 families at night in our houses."
Community Members



Arrange community meetings

As a community member, keep all members informed, involved and inspired.

- Go door to door, share information, discuss what is happening
- Hold small group discussions where people can speak freely
- Hold large community meetings to gain stronger community support
- Share information collected in small discussion groups at large community meetings
- Make a community decision about how often meetings are held. This depends on our situation



Facilitate community decision making

People must participate and be given choices when making decisions. If community members feel left out of making decisions they will not stay involved.

- Give women as much time as men to speak, tell our stories and play a leadership role
- People can raise hands to show their support or opposition for a decision
- Update community members who didn't go to the meeting soon after the meeting is held

Write all decisions

- Request someone to volunteer to take notes
- Write down key actions and decisions
- Store notes in a safe place where they won't be destroyed by the rain or stolen. The information might be needed later to develop ideas or support decisions

Advocacy Leaders

Advocacy leaders are responsible for coordinating advocacy work, listening to people, communicating regularly with the community, keeping the community united, and building strong relationships with people outside the advocacy movement.

Effective advocacy leaders and active community members form the basis of successful advocacy work. An advocacy leader can emerge over time and does not have to hold any formal leadership position in the community.

Leadership qualities important for successful advocacy work are:

- | | |
|--|--|
|  Never corrupt, always honest |  Popular in the community |
|  Compassionate |  Polite and calm at all times |
|  Not afraid |  Not supportive of violence |
|  Trustworthy |  Clearly understands the problem |
|  Neutral |  Not be a dictator |

There are two different ways advocacy leaders develop:

1. Informal leaders "emerge" early on when the problem is first being discussed, or
2. Communities publicly vote for advocacy leaders

Community members are responsible for working together with the advocacy leader to achieve change.

"Having an active and trusted leader and regular meetings with the members is necessary and effective in exchanging ideas, information and building trust, compassion and unity."
Community Members

"Our leader holds meetings to educate the villagers and shares information on an ongoing basis so that the other side cannot divide us and so that the villagers focus on common interests. Sometimes the leader needs to select a key person to facilitate community work when he is not here."
Community Members

Discussing the Problem in Our Community

One of the first steps in advocacy is to discuss and agree on the main problem our community has.

We know the problems and with a strong commitment to work together we can find out more about the cause of the problem.

Discussion Process

- Discuss the major problems affecting our community (e.g. loss of land, poor roads, no health post, no school or teachers, etc.)
- Discuss which problems we can realistically solve if we work together
- Discuss the causes and effects of the problem
- Agree and stay focused on one problem

"Our key problem is clear: we have no water for our animals to drink or for our crops. So we organized weekly meetings whilst the issue was hot. We gathered information and called villagers to discuss the current situation and what we will do next."

Community Members, Pursat Province



Collecting Information and Evidence

Accurate information and evidence about the problem can persuade more community members to join our advocacy efforts and gives us more power to talk with decision makers. Decision makers cannot ignore strong evidence.

"An advocate dropped by the Commune Chief's house for a friendly chat. The Commune Chief mentioned he had a copy of a private company's development plan for the village. The advocate asked for a copy of the development plan but he said no. So the advocate asked again and again until the Commune Chief agreed even though he was afraid for his security. The advocate copied the plan and went door to door sharing it with community members to raise awareness. He met with community members in small groups to discuss our problem and find a solution."

Community Members

How can we collect information and evidence?


Meet people who witnessed the incident and take notes

Listen to peoples' stories during community meetings and take notes



Remember

Always store original documents in a safe place and only provide copies to relevant people.



Make friends with someone who has the documents we need

Collect signed or stamped documents such as land titles, company documents, or government documents



Collect and share written or taped speeches by senior authorities such as Samdech Hun Sen


"When we have information about our problem, it is easy to explain and mobilize more people".
Community Members, Prey Vieng Province

Agreeing on the Change We Want

Now we have looked at the problem and collected information about it, we can begin to plan. We need a clear plan for good advocacy work.

The change we want is important and serves many purposes. It is our guiding light, helps us focus when we experience a setback and keeps our community members interested.

- Imagine a future that is different for our family. Imagine we have resolved the problem.
- Discuss within our community: What needs to change to resolve the problem?



Working Together with Other Groups

Successful advocacy involves working with as many interested groups and people as possible.

Our chances of achieving success are better if we receive support from:

- Community members
- NGOs
- Networks

" We built networks with neighboring villages and communes in other provinces where the same company was working. We visited the monks, discussed the problem and asked for their help. The monks used the pagoda's loud speaker to broadcast information about how the company plans would negatively affect our land and forests. We received technical support from NGOs on how to build networks. We also contacted the radio (Voice of America and Radio Free Asia) and told them our story and then they broadcast it."

Community Members



Build More Community Power

The power of advocacy is found in the number of people supporting our cause.

How to build more community power:

- Raise awareness about the problem and its impact, especially with community members who we think will support our cause if we work hard to involve them
- Find other villages with a similar problem. Visit the community to learn from their experiences, share ideas and combine efforts
- See if relatives from other areas can help
- Ask trade unions, nuns, monks, achars, elders, school teachers, and supportive journalists to help

Link with NGOs

Grassroots advocacy is made stronger when we connect and work with NGOs interested in our cause. NGOs can:

- Advise on grassroots advocacy actions
- Deliver technical services
- Sometimes provide financial assistance
- Spread information about our problem, nationally and internationally

How to connect with NGOs:

- Find out which NGOs are working in our area
- Meet with NGO staff to find out how they can help
- If one NGO is too busy to help, visit another

The last chapter lists some NGOs working in Cambodia.

Join Networks

In Cambodia there are many networks. A network is a group of people or organizations with similar interests who share information, ideas and take action together. Some networks are sectoral (e.g. land, fishing), while others are based on social issues (e.g. health).

How to join networks:

- Find out about networks operating in our district or province. Ask NGOs, the Village Chief, Commune Councilors, or members of the Village Development Committee etc.
- Meet with network staff to find out what they do and whether they can assist
- Take part in network meetings. Share concerns

The last chapter lists some networks in Cambodia.

Identifying People Who Can Make the Changes We Want

Now that we have agreed on the problem, collected information and evidence, agreed on the change needed, and decided who we can partner with - we need to identify who has the power to make the change we want. These people are usually decision makers or people who can influence decision makers.

There are decision makers at many different levels, and we need to decide which level to approach.

We need to discuss which decision maker we start with:

1. People at the local level and advocate from the bottom level up, one level at a time, through existing administrative structures, or
2. People above the person causing the problem, or
3. The person at the very top



Remember

Focus efforts on people who can:

- Take action and make the change we want
- Influence those who hold the power to make the change we want

Commune Councilors are elected to represent us on issues about commune development. Their responsibilities include:

- Ensuring we receive public services
- Maintaining public security
- Protecting the environment and natural resources



National level: Secretaries of
National Assembly M

Provincial level: Provincial Gove

District level: District Gover

Commune level: Commun

Village level: Village Leader, V

Communities advocating on land, forestry or fishery issues may get better results by targeting senior decision makers such as Ministers or Members of Parliament.

State, Ministers, Prime Minister,
Members, Senators, King

"We informed the Village Chief and Commune Councilor; however we received no response so we filed petitions with the district and provincial authorities. We then protested in front of the National Assembly and our representatives met with Samdech Hun Sen."
Community Members, Kampong Chhnang Province

Governor, Deputy Provincial Governors

Communities advocating on social services may get better results targeting local level authorities.

Governor, Deputy District Governors

"The Commune Chief was the cause of the problem and there was conflict between the community and Commune Chief. I wrote an article about this problem that was published in the local newspaper and then the District Chief visited the area and solved the problem."
Journalist, Pursat Province

Village Chief, Commune Council

Village Development Committee

Preparing for Action

Good advocacy work uses many non-violent actions to mobilize, educate, and persuade people. Good advocacy also involves a lot of hard work over a long period of time. It is important to think carefully and discuss each action within the community as a group before committing time and effort.

1



Practical Tip

Don't just choose one action.
Combine actions to influence
different people



- What are the advantages and disadvantages of each action?
- What will the effects of each action be?

2



- Make a community decision about what actions we will chose
- Write down decisions about actions



Remember

Don't over commit people. We want people to succeed, not fail



- What are the steps required for each action?
- Who is responsible for each step?
- When do we want to accomplish each step?



Practical Tip

Plan actions at the same time as ceremonies and festivals so more people take notice



We can start taking action now!

Taking Action

Develop clear messages

Advocacy messages grab the attention of decision makers and larger audiences. Effective advocacy messages are simple, clear and short and include the actions we want others to take.



Using the message

- Focus the message on the change we want
- Use the message when speaking with members of the community, decision makers and the media
- Repeat the message. People are more likely to hear a message that is repeated
- Find different ways to use the message - on banners, pictures, writing on trees



Write letters

Earlier, we discussed and agreed on key decision makers. Letters are commonly used to request assistance or meet with people (decision makers) who can help bring about the change we demand.



Remember

Follow up again and again. It is important to follow up the letter with a telephone call or go regularly to the office where the letter was sent until we receive a response

- State who we represent, what we would like, and why we would like to meet
- Give a short background to the problem
- Always use polite language
- Attach copies of documents (photographs, land titles etc)

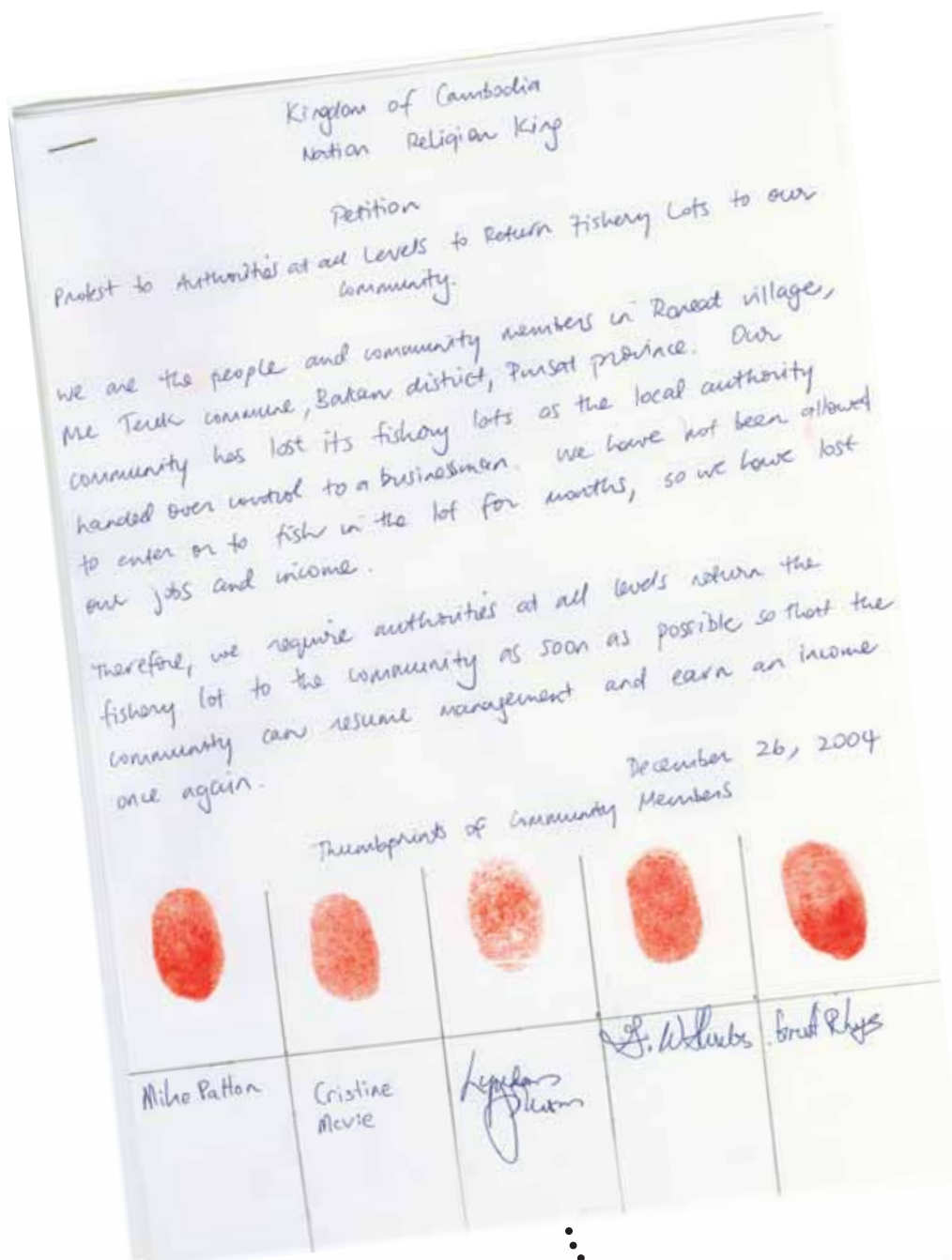
Collect petitions

A petition is a written request for change addressed to a decision maker who has power to make the change.

Developing a petition:

A petition is attached to a letter and states:

1. The problem that leads to our community advocating
2. The exact change we want
3. Village and commune name
4. Peoples' names who support the change demanded by our community
5. Thumb prints or signatures of the people who support our cause



Gaining support:

- Visit pagodas, community festivals and ceremonies, explain the problem to community members and local authorities and ask for their support
- Have as many people as possible thumbprint the petition above or below their name
- Make sure the thumbprints are genuine and there is only one thumbprint per person on the petition
- Make sure there is a title on every page being thumbprinted

"We asked for villagers' thumbprints to petition commune, district, and provincial authorities. We petitioned the Member of Parliament representing our village and other members of the National Assembly. We also sent thumbprints and a petition to NGO networks. These actions, combined with others, led to the company postponing its activities."

"Finally we contacted the District Chief, Commune Council and the company representative and asked the authorities to meet our community. The company said they would release the dam wall to allow water to flow every second week (one week for the company and one week for our community). We disagreed because we needed water every day. After this meeting, we told the officials we would send a petition with our thumb prints to the Prime Minister. The company asked us not to do this, saying they would open the dam doors. But we did not believe them as they have said this many times. We are now collecting names and thumbprints to send to the Prime Minister."

Where to send petitions:

- Send original petitions and a letter to decision makers
- Send copies of petitions to NGOs, networks and the media
- Don't wait for people to contact you. Follow up

Meet with people who can change the situation

A face to face meeting with decision makers is important as it creates a personal connection.

Steps to use for effective meetings:

Before the Meeting

Discuss which community members will attend the meeting.

Prepare for a range of responses.

- Discuss and agree on a second option within the community before meeting decision makers
- If there is more than one person from our community at the meeting, agree on the role each person plays and on the main discussion points
- Practice questions and answers before the meeting
- If government is collaborating with a private company, highlight the problems with the company rather than the links between the government and company

During the Meeting

- State the problem and show there is a lot of community support
- Hand over copies of evidence such as letters, documents, photos, land titles
- If there is a difficult question, it is okay to say "we need to check with our community" rather than give an answer that is not true





Hold People Accountable

- Agree on a date for decision makers to respond. Explain to the decision maker that if we have not heard from him/her by the agreed date we will move to the next level
- Write down the date documents are submitted and the name of the person receiving the documents
- Take notes during meetings and report back to community members

After the Meeting

- Explain to the community what was discussed and agreed to
- Don't wait beyond the agreed date. Follow up with more actions
- Keep planning other actions to pressure decision makers until they take action
- Have a community lunch or dinner! Every meeting is an opportunity to get our message across and build community power



Invite key people to see the affected area

Having key people visit our village to witness the problem can convince more community members to join our grassroots advocacy actions or decision makers to take action.

Key people include members of the National Assembly, government officials, representatives from the United Nations, local and international NGOs, donors, journalists, reporters, and photographers.



Make the most from visits

- Practice telling stories with community members before the visit
- Come together and wait for visitors so community members can tell our stories or
- Take visitors to meet community members if they are working in the field
- Give copies of documents to key people

"We were relocated to another part of the village and given one hectare of land per family in exchange for the five hectares (on average) we previously owned. We invited United Nation's representatives to our village to meet the 22 families who had been living there since 1995. We shared information about the company's activities (the date the company started logging)."

Community Members, Kampong Speu



Make friends with the media

Media includes the radio, newspapers, television, and village announcements over a loud speaker. Using media spreads messages to a big audience around the country and can make people support our cause.

"We learnt that we should work with the media. They can publicize our case and exert pressure on decision makers. In turn, senior decision makers exerted pressure on local authorities to take action."
Community Members, Kampong Chhnang Province

"If communities have public interest concerns, they should telephone journalists and media groups and visit their office."
Journalist



"Newspapers such as The Cambodia Daily, Cambodge Soir, Rasmei Kampuchea and Koh Santepheap printed articles about our protests. Voice of America and Radio Free Asia broadcast our case."
Community Members, Pursat Province

How to have the media report our case

- Don't wait for the media to notice our actions. Be active. Contact them
- If one media outlet is not interested or unfriendly, try another until we are successful
- Spend time making friends with journalists and reporters
- Explain our story: the problem, the change we want, the message and pass on copies of evidence
- Try to get the media to report the case before meetings with senior decision makers. This might help achieve a better result at the meeting
- Phone radio stations during live call-in or talk-back programs

Please see the last chapter for media contacts.

Active non-violence

Active non-violence is a creative, planned, positive action that does not use violence as a means of resolving conflict. It is a form of resistance through direct actions. Examples include:

- reoccupying land that was once ours
- removing border posts from a newly built fence (but not damaging the fence posts)
- blocking tractors brought to illegally plow land



"While the company was grabbing and building roads towards our burial grounds, community members from five villages stood together in front of the truck to stop the destruction. This, along with other actions, led to the company reviewing its plans and building the road on a different route."
Community Members, Kampong Speu Province

"We used active non-violent actions. When the company prepared land for reforestation, we waited until they left and rebuilt fences and huts. When the authority removed fences on our land, we waited until they left and we started to repair the fences and huts. But our land has not been returned to us yet so we're trying new actions."
Community Members, Kampong Speu Province



ACTIVE NON- VIOLENCE PRINCIPLES



Remain calm

Don't speak violently or angrily
Stay calm even if insulted



Keep the situation under control

Assign people to keep a watch on what is going on



Do not use weapons

Don't carry knives, farm tools, guns, axes, sticks, chemicals etc.
Send people home if they are carrying a weapon



Be sober

Do not do advocacy work if you have been drinking or taking drugs
Send drunken people home



Take care of property

Don't damage or take other people's property

"The authorities falsely accused us of causing conflict because we were carrying knives, axes and traditional weapons. This is a lesson learnt. We would not carry knives or axes again."
Community Members, Kampong Chhnang Province



Remember

As soon as violence starts, it is hard to stop. Not only will we lose some of our supporters, they may be injured or arrested.



Demonstrate

Effective demonstrations show the public the problem affecting our community and what we want changed. It is non-violent and peaceful.

How to plan and manage demonstrations

- Agree on a community member who will talk and practice what we will say
- Inform networks ahead of time
- Inform the media ahead of time
- Welcome journalists
- Have as many community members join as possible
- Have a few people in charge of managing the demonstration
- Don't allow any strangers to join as they may take advantage of the situation. Ask them to leave immediately



"The provincial authorities asked us not to protest, but because they did not take action we protested. The monks and pagoda committee disseminated news about our protest and they also joined in. Eventually, the company stopped logging the forest and planting new acacia trees."

Community Members

Take legal action

Law suits are usually the last option if all other actions do not lead to a solution. Information on law suits needs to involve people with legal expertise. There are lawyers who provide free services for strong advocacy cases. Please see the last chapter for legal contacts.

Participate in Local Development Planning Processes

Local plans present a great opportunity for grassroots advocates to voice concerns.

If we can integrate advocacy problems into local development plans, the people who implement the plan can help us solve the problem. This is usually a long term process.

Some local level planning opportunities are:

- Village Development Committee plans
- The Commune Investment Planning process where the Commune Council holds a community forum once a year



Remember

Government, NGO and UN funds are usually available for priority issues in commune



How to get involved in the planning process

- Ask the Commune Clerk and NGOs and check notices for the monthly and annual forum meeting times
- Make time to meet with Commune Councilors
- Be prepared and have as many community members as possible actively participate in village and commune development planning processes
- Reinforce to the Village Chief and Commune Councilors that our demands are in the interests of our community
- Follow up again and again to check that people who develop the plan prioritize our problem
- Give feed back to community members on what is discussed during Commune Council meetings

Managing Conflict

When we are working together as a community for a long time on difficult issues, there will often be tensions and differences. It is important that we discuss any disagreements openly so that we can keep working together and achieve the change we want.



Practical Tip

There are ways to resolve our differences in a constructive manner:

- Provide an environment for people to voice our feelings, raise questions, and clarify points we do not understand or agree with
- Focus on solutions to problems rather than blaming people "agree to disagree"
- Find areas of agreement and opportunities for collaboration
- Aim for solutions where everyone feels as though they have won



Reducing the Risks

All work, including advocacy, has risks. Advocacy work takes time and may affect our ability to earn money and put pressure on our family members if we are absent for long periods of time.

Sometimes powerful people will not like what we are doing and we can be accused of belonging to an opposition party, followed or even threatened.



Practical Tip

How can we reduce risks?

- Discuss the main risks of every action with community and family members
- Always let someone know where we are going and when we are expected to return
- Make sure everyone knows where to go for help in case something happens
- There is strength in numbers. Mobilize as many people as we can. Join networks



Practical Tip

How can we deal with threats?

- Discuss threats at community meetings
- Report threats to the police, Commune Chief, the media, NGOs and networks
- Consider having several leaders
- If the leader has received a threat, change the leader so they do not make public appearances
- Remember, do not use violence



Remember

Threats must be taken seriously

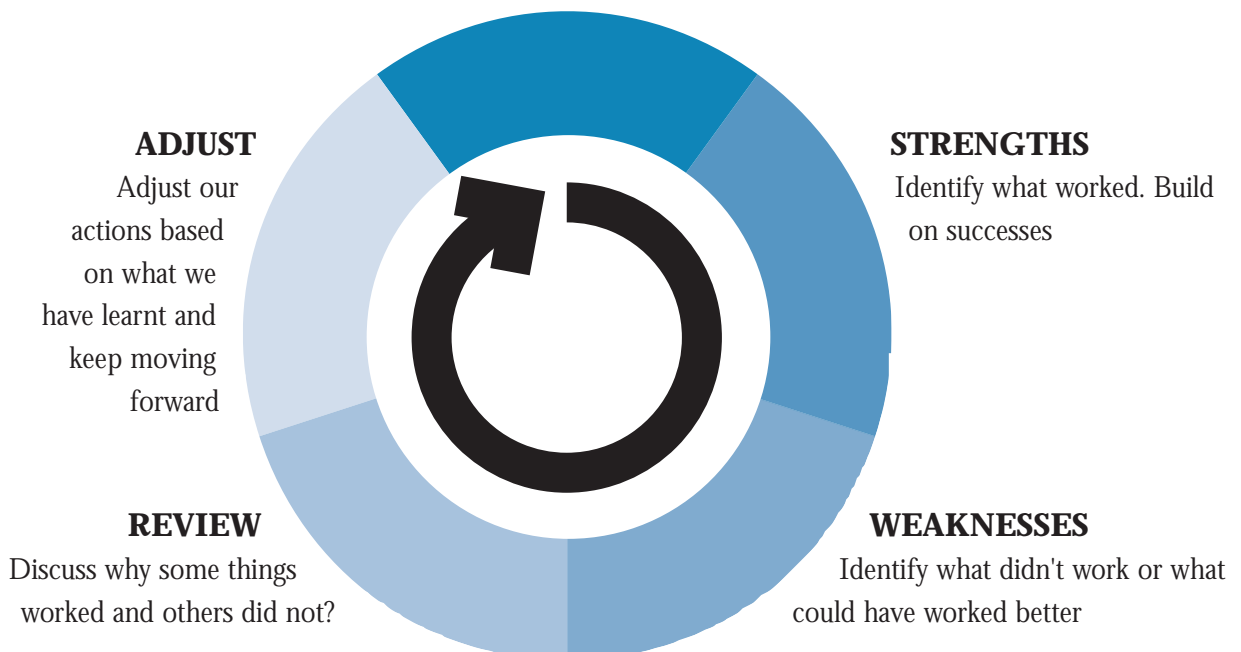
Checking Our Results

Some actions will work, some won't. Don't give up hope. Not all advocacy work is successful just as not all things we do in life are successful. Our confidence and skills will get better and better over time.



DISCUSS

Is the situation better than before? If it is, great! If it isn't, then what can we do to continue to pressure decision makers to improve the situation?



Conclusion

Advocacy is hard work. It takes time. Sometimes it takes a long time. Hope, commitment, determination and community unity help keep advocacy work going.

Short term and long term actions by communities leads to a better future for our families and children.



Glossary

Active non-violence

Active non-violence is an active form of resistance through direct and persistent actions. It is a creative, planned, positive active force that does not use violence as a means of resolving conflict

Community

A community is a group of people living in the same area (e.g. village, commune or urban area), sharing social relationships or having a common interest (e.g. work)

Commune Investment Plan

A plan that Commune Council members and community members agree on to develop the commune and provide services

Demonstration

A demonstration is a public meeting or march at which people show that they are protesting against, or supporting, something

Grassroots advocacy

Grassroots advocacy is the action of demanding a solution to a common problem by lobbying and influencing decision makers for change

Media

A general name for the people, businesses and organizations that make up the communications industry

Message

The main point you want to get across by words or signals and have people remember

Network

A group of people or organizations with similar interests or problems who share information and ideas

NGO

Non Government Organization

Petition

A petition is a formal written request for change addressed to an official person who has the power to make the change

Prioritize

To put in order of importance or urgency

Target

People (not organizations) who can most influence the success or failure of advocacy work

Village Development Committee

A Village Development Committee (VDC) is a community based organization democratically elected and trusted by community members to serve the development process within their community. The VDC voluntarily works with, and on behalf, of its community and operates under the Ministry of Rural Development. However, they have no political power and their members are not aligned to political parties

Where Can We Go For Advice?

General advice

ActionAid Cambodia

Rights

No. 21, Street 306, Boeung Keng Kang I, Chamkar Morn, **Phnom Penh** Tel: 023 994 987

ADHOC (The Cambodian Human Rights & Development Association)

Human rights investigation and intervention, training for communities, local NGOs and government, women's shelters

No. 3, St. 158, Sangkat Boeung Raing, Khan Daun Penh, **Phnom Penh** Tel: 023 218 653

No. 198, Village 3, Preash Ponlea Commune, Serey Sophorn Dirstrict, **Banteay Meanchey**
Tel: 054 958 867

Group 17, Romchek 4 Village, Ratanak Commune, Sangke District, **Battambang** Tel: 053 952 829

Group 3, Village 7, Kampong Cham Commune, **Kampong Cham** Tel: 042 941 326

Kandal Village, Kampong Chhnang Commune, **Kampong Chhnang** Tel: 026 988 716

Kampong Speu Tel: 025 987 265

No. 14, Street Prachea Teapatay II, Steung Sen District, **Kampong Thom** Tel: 062 961 295

Kampot Tel: 033 932 658

No. 841Eo, Street 107, Takhmao Town, **Kandal** Tel: 023 983 443

No. 186, Village 3, Smach Mean Chey Commune, Smach Mean Chey District, **Koh Kong**
Tel: 035 936 129

No. 283, Wat Kratie Village, Kratie Commune, **Kratie** Tel: 072 971 515

Doeum Sral Village, Monorum Commune, Sen Monorum District, **Monduliri** Tel: 016 717 745

Group 6, Chhouk Village, Samrong Commune, **Oddar Meanchey** Tel: 012 464 685

Pahy Village, Sangkat Pailin, **Pailin** Tel: 012 785 169

Poi Pet Tel: 012 926 439, 012 551 547

No. 699, Road 2, Kampong Prannak Commune, **Preah Vihear** Tel: 011 882 381

Kampong Leav Commune, Kampong Leav District, **Prey Veng** Tel: 043 944 528

No. D143, Purtakouy Village, Lolork Sar Commune, Sampov Meas District, **Pursat** Tel: 012 601 582

Village 3, Laban Siek Commune, Banlong District, **Rattanakiri** Tel: 075 974 076

No. 0567, Group 20, Wat Bo Village, Salakam Reuk Commune, **Siem Reap** Tel: 063 963 402

Kandal Village, Stung Treng Commune, **Stung Treng** Tel: 074 973 853

Kean Sang Village, Svay Rieng Commune, Svay Rieng District, **Svay Rieng** Tel: 044 945 910

National Road 2, Thnaklbek Village, Rokar Krao Commune, **Takeo** Tel: 032 931 207

Group 13, Mondul 3, Sangkat 4, Khan Mittapheap, **Siهانouk Ville** Tel: 034 933 722

The Cambodian Women's Crisis Center (CWCC)

Assistance for women in crisis

N° 42F, Street 488, Khan Chamkar Morn, **Phnom Penh** Tel: 023 982 158

Khum Palelay, O Chrov District, **Banteay Meanchey** Tel: 054 967 144

N° 0221, Group 3, Wat Bo Village, Sala Kamreuk Commune, Siem Reap district, **Siem Reap**
Tel: 063 963 276

Culture and Environment Preservation Association (CEPA)

Community based fishery, forestry, river development, advocacy, community dialogues, training, research and networking

No. 59, Street 156, Khan Toul Kok, **Phnom Penh** Tel: 023 88 16 13, 023 369 179

Kandal Village, Stung Treng District, **Stung Treng** Tel: 074 973 858

Khmer Ahinghsa

Active non-violence consultancy and training

No. 16, Street 118, Sangkat Metapheap, Kan 7MA Kara, **Phnom Penh** Tel: 023 885 142

LICADHO (Cambodian League for the Protection and Defense of Human Rights)

Human rights education, monitoring & investigations, medical, women's rights, children's rights, project against torture, and advocacy, documentation & resources

N. 16, Street 99, Khan Chamkar Morn, **Phnom Penh** Tel: 012 803 174, 012 802 506

The Lutheran World Federation (LWF)

Network support, training, human rights and community development

No. 37, Street 592, Khan Toul Kork, **Phnom Penh** Tel: 023 881 100, 023 883 254, 023 883 264

Mlup Baitong

Technical assistance in forestry

7B, Street 113, Khan Chamkar Morn, **Phnom Penh** Tel: 023 214 409, 012 413 857

Kdey Village, Prey Tahou Commune, Steug Sen District, **Kampong Thom** Tel: 062 399 003

Village 5, Treng Trayeung Commune, Phnom Sruoch District, **Kampong Speu**

MEDiCAM

Health network support, information exchange, advocacy and capacity building

No. 36, St. 294, Boeung Keng Kang 1, Chamcar Mon, **Phnom Penh** Tel: 023 211 486

The NGO Forum on Cambodia

Network support, livelihoods, advocacy

No. 9-11, Street 476, Toul Tom Pong, **Phnom Penh** Tel: 023 214 429, 012 928 585

Pact Cambodia

Training grassroots advocates and NGOs

Phnom Penh Center, 3rd Floor (Fourth Level), Corner Sihanouk & Sothearos Blvds.,
Sangkat Tonle Bassac, Khan Chamkar Morn, Phnom Penh Tel/Fax: 023 217 820, 023 720 929

Silaka

Training

N° 6S Abdul Carime (Street 21), Sangkat Tonle Basac, Khan Chamkar Morn, **Phnom Penh**
Tel: 023 217 872, 023 210 902

Sor Sor Troung

Training and support to community members and commune councils

No. 65C, Street 468, Sankat Tuol Tom Pong II, **Phnom Penh** Tel: 023 987 758, 012 892 404

Star Kampuchea

Training and legal advice and support

No. 55, Street 101, Sangkat Beoung Trabek, Khan Chamkar Morn, **Phnom Penh** Tel: 023 311 612

World Vision Cambodia

Community Development: HIV/AIDS, child protection, and community peace building

No. 20, Street 71, Sangkat Tonle Basac, Khan Chamkar Morn, **Phnom Penh**

Tel: 023 216 052

Battambang

Tel: 053 370 079, 053 952 394, 012 473 849

Kandal

Tel: 023 983 835, 023 983 833

Takeo

Tel: 012 755 284

Kampong Thom

Tel: 062 961 257, 062 961 374

Kampong Chhnang

Tel: 026 770 012, 012 769 298

Kampong Speu

Tel: 025 987 339, 012 916 172

Preah Vihear

Tel: 012 759 638

Legal Advice and Services

Cambodian Defenders Project

Legal advice and support to the poor and vulnerable

No. 12, Street 282, Sangkat Boeung Keng Kang I, **Phnom Penh**

Tel: 023 720 032, 012 901 199

No. 492, Road No. 10, Kamakor Village, Svay Por District, **Battambang**

Tel: 053 953 170

No. 107, Group 4, Trapaing Ses Village, Krachork Commune, Siem Reap District, **Siem Reap**

Tel: 063 964 100, 012 890 806

No. 447, Road No. 6, Kampong Thom Village, Kampong Roteh Commune, Stung Sen District,

Kampong Thom

Tel: 062 961 397, 012 940 623

No. 84, Preah Ang Chan Road, Kampong Cham Village, Kampong Cham Commune, Kampong Cham district, **Kampong Cham**

Tel: 042 941 320, 011 953 685

Community Legal Education Centre (CLEC)

Legal advice and support

No. 54, Street 306, Sankat Beoung Keng Kang I, **Phnom Penh**

Tel: 023 211 723, 023 215 590

Legal Aid of Cambodia

Legal advice and support

No.43, St.306, Sangkat Boeung Keng Kang I, **Phnom Penh** Tel: 023 215 274, 023 216 896

Street 1, Mondule 1, Sangkat 4, Khan Mittapheap, **Sihanoukville** Tel: 034 933 819

No. 0316, Vatt Bo Commune, Siem Reap District, **Siem Reap** Tel: 063 965 843

No. 561, Street 201, Takmao Commune, Takmao District, **Kandal** Tel: 023 983 307

No. 187, Group 2, Romchek 4 Village, Rattanak Commune, **Battambang** Tel: 053 953 307

No. 11 Road 7, Beoung Kok Village, Kpg. Cham Commune, **Kampong Cham** Tel: 042 941 271

Group 1, Village 2, Smach Meanchey Commune, Smach Meanchey District, **Koh Kong**
Tel: 035 936 052

Village 4, Labanseak Commune, Banlung District, **Ratanakiri** Tel: 012 852 601, 012 931 976

No. 1020, Group 10, Street Kampong Svay, Serey Sophorn District, **Banteay Meanchey**
Tel: 012 524 587, 012 313 443

Media

Newspapers

Cambodge Soir

No. 26CD, Street 302, Sangkat Beoung Keng Kang I, Khan Chamkar Morn, **Phnom Penh**
Tel: 012 462 092, 012 790 880, 012 914 418, 012 854 964

Koh Santepheap Daily

No. 240, St. 271, Sangkat Beung Tumpun, **Phnom Penh** Tel: 023 211 818, 012 866 686

Phnom Penh Post

No. 10A, Street 264, Phnom Penh
Tel: 023 426 568, 023 210 309

Rasmei Kampuchea Daily

No 474, Preah Monivong, Sankat Boeung Trabek, **Phnom Penh** Tel: 023 362 472

Somme Thmey

No. 6, Street 288, 12302 **Phnom Penh**

Tel: 023 224 303, 012 550 110, 012 291 567

The Cambodia Daily

No. 129, St. 228, Sangkat Beoung Raing, Phnom Penh

Tel: 023 426 602, 023 426 490

Radio

Radio FM 102 Women's Media Centre of Cambodia

No. 30, Street 488, Phnom Penh

Tel. 023 212 264, 023 726 556

Radio FM 105 MHz

No. 44G, Street 360, Sangkat Boeung Keng Kang III, **Phnom Penh**

Tel: 023 210 401

Radio Free Asia

No. 63 EoE1, Street 240, Sangkat Chey Chumneah, **Phnom Penh**

Tel: 023 982 403, 023 722 380

Voice of America

No. 521, Street 99, **Phnom Penh**

Tel: 023 426 666, 012 847 356

Voice of Democracy

No. 42, Street 242, Sangkat Chak Tonulk, **Phnom Penh**

Tel: 023 221 596, 092 921 902 (24 hours)

Television

Cambodian Television Network (CTN)

National Road 5, Khan Rusey Keo, Phnom Penh

Tel: 023 999 434, 012 800 843

